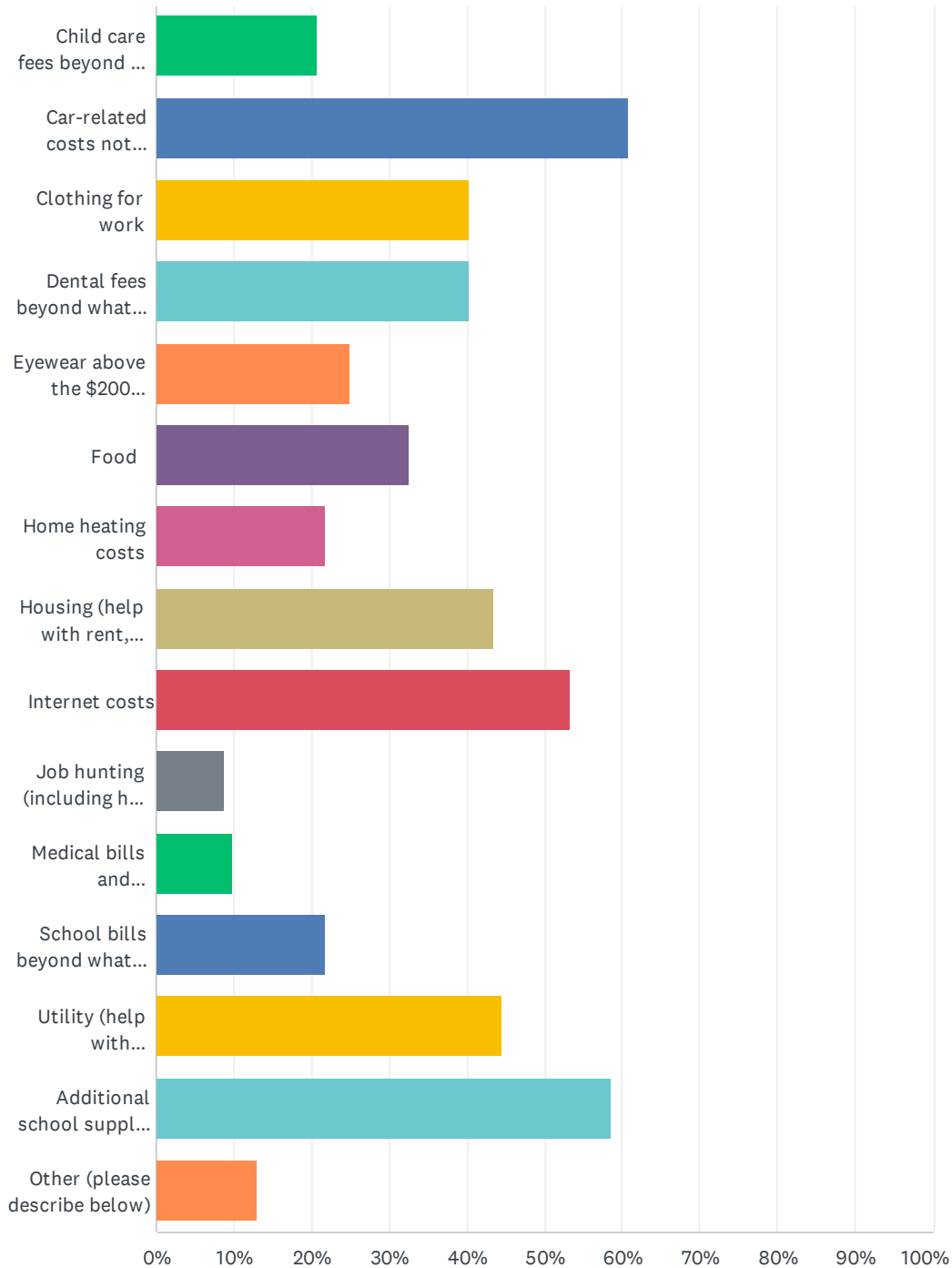


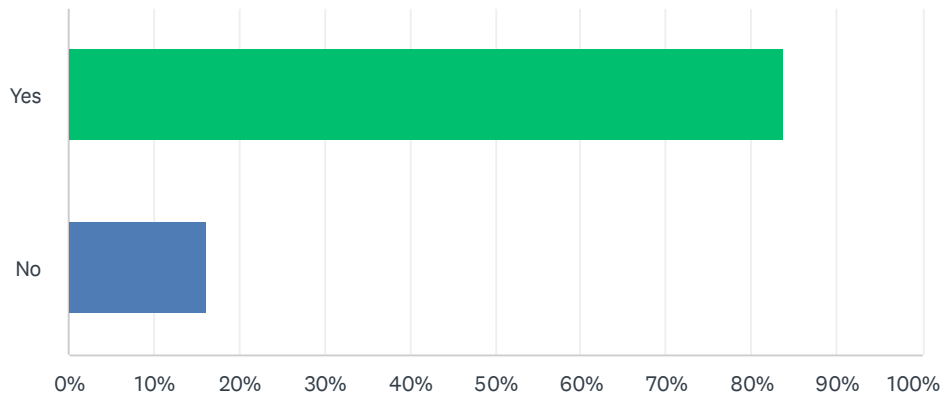
Q1 In the past year, have you or your family been unable to get any of the following assistance when it was really needed? Check all that apply.

Answered: 92 Skipped: 7



Q2 Do you have difficulty making ends meet at the end of the month?

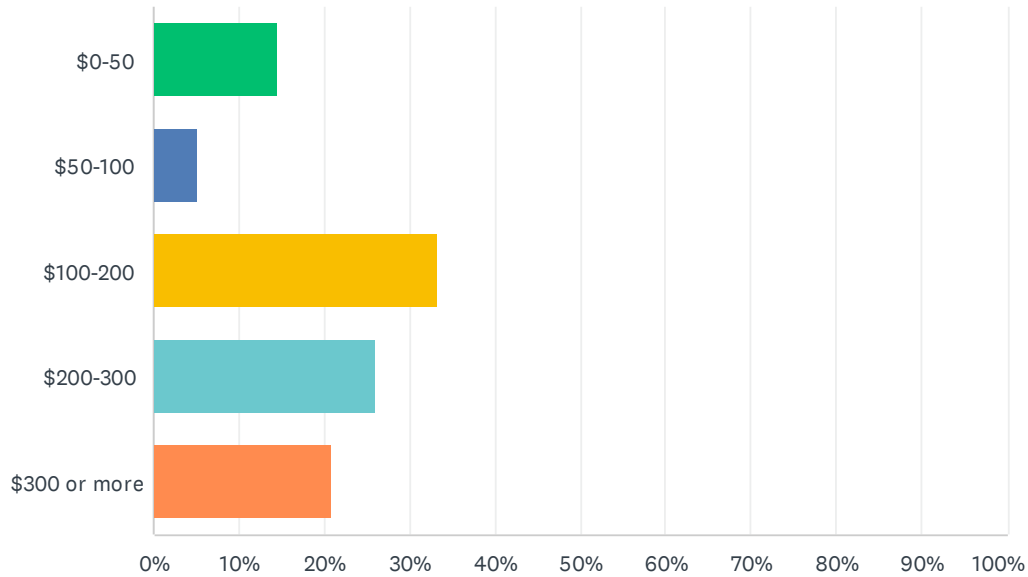
Answered: 99 Skipped: 0



ANSWER CHOICES	RESPONSES	
Yes	83.84%	83
No	16.16%	16
TOTAL		99

Q3 If you have difficulty making ends meet at the end of the month, by approximately how much are you short each month?

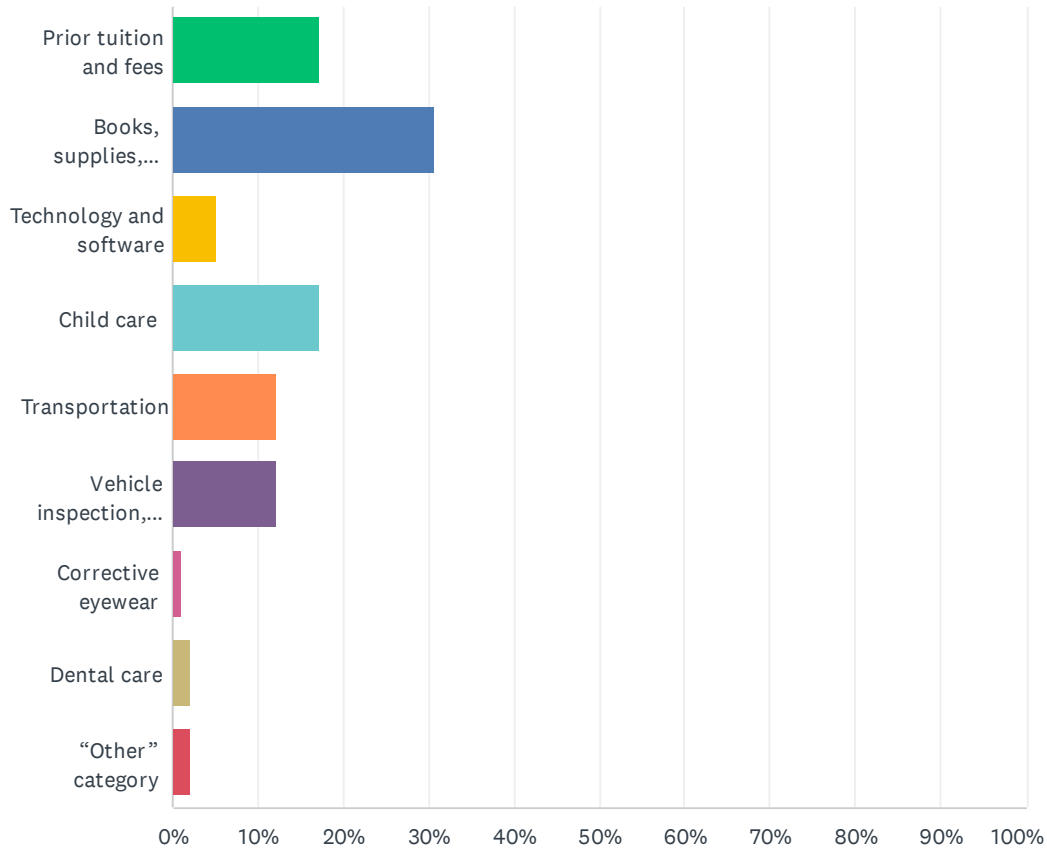
Answered: 96 Skipped: 3



ANSWER CHOICES	RESPONSES
\$0-50	14.58% 14
\$50-100	5.21% 5
\$100-200	33.33% 32
\$200-300	26.04% 25
\$300 or more	20.83% 20
TOTAL	96

Q4 Which of the current HOPE support categories is the most helpful to your ongoing education?

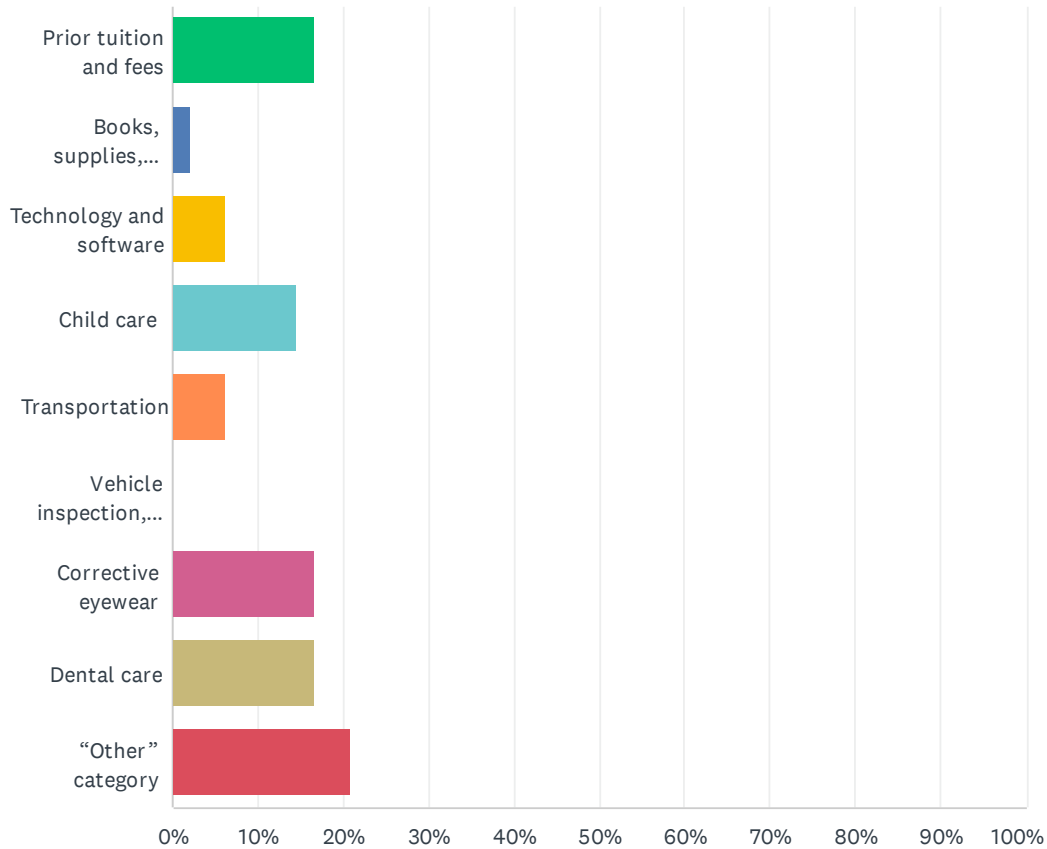
Answered: 98 Skipped: 1



ANSWER CHOICES	RESPONSES	
Prior tuition and fees	17.35%	17
Books, supplies, tools, equipment	30.61%	30
Technology and software	5.10%	5
Child care	17.35%	17
Transportation	12.24%	12
Vehicle inspection, repair, registration	12.24%	12
Corrective eyewear	1.02%	1
Dental care	2.04%	2
"Other" category	2.04%	2
TOTAL		98

Q5 Which of the current HOPE support categories is the least helpful to your ongoing education?

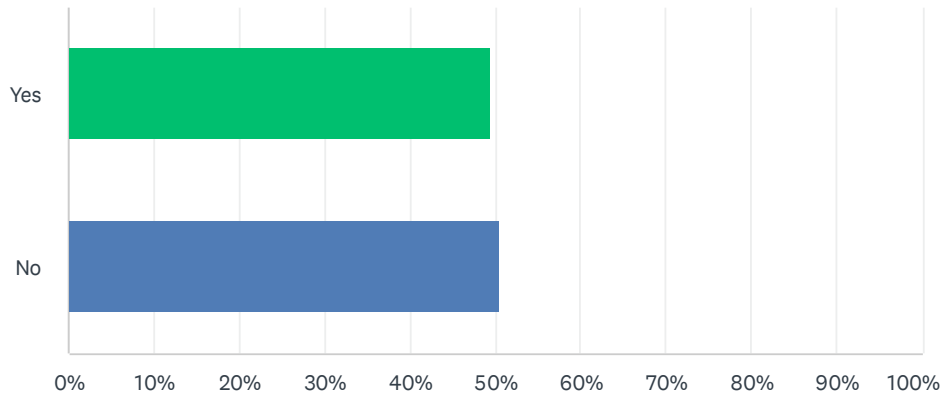
Answered: 96 Skipped: 3



ANSWER CHOICES	RESPONSES	
Prior tuition and fees	16.67%	16
Books, supplies, tools, equipment	2.08%	2
Technology and software	6.25%	6
Child care	14.58%	14
Transportation	6.25%	6
Vehicle inspection, repair, registration	0.00%	0
Corrective eyewear	16.67%	16
Dental care	16.67%	16
"Other" category	20.83%	20
TOTAL		96

Q8 Have you faced any financial emergencies that you have not been able to get assistance in dealing with while in the HOPE program? (Examples might include unexpected home repair, sudden need to replace an appliance, emergency medical bills etc.)

Answered: 95 Skipped: 4



ANSWER CHOICES	RESPONSES	
Yes	49.47%	47
No	50.53%	48
TOTAL		95